

GOLDEN CHECK-LIST for STUDY SKILLS 2016-17

Name: _____

Daily Check-list	MON	TUE	WED	THU	FRI
This Week's Dates:					
A. Homework Planner: All parts complete <u>each</u> day.	<input type="checkbox"/>	<input type="checkbox"/>	<input type="checkbox"/>	<input type="checkbox"/>	<input type="checkbox"/>
B. 3-Ring Binder: Organize Daily. No loose papers. Complete check-list on back <u>once</u> a week.	<input type="checkbox"/>	<input type="checkbox"/>	<input type="checkbox"/>	<input type="checkbox"/>	<input type="checkbox"/>
C. Lumen Grades: Check <u>once</u> a week. List D's or F's in Lumen Grade Alert (below).	<input type="checkbox"/>	<input type="checkbox"/>	<input type="checkbox"/>	<input type="checkbox"/>	<input type="checkbox"/>
D. Turn-in last week's Check-list and Planner: on the <u>first day</u> of class this week	<input type="checkbox"/>	<input type="checkbox"/>	<input type="checkbox"/>	<input type="checkbox"/>	<input type="checkbox"/>
E. Work Quietly: Finish or fix classwork.	<input type="checkbox"/>	<input type="checkbox"/>	<input type="checkbox"/>	<input type="checkbox"/>	<input type="checkbox"/>

LUMEN GRADE ALERT! [List only if overall subject grade is D or F; otherwise write, "NONE" once]

Subject (only if D or F)	Overall Grade (%)	Missing or Low Assignments (only if D or F, include grade %)	Teachers Sign when turned IN for credit

To check Lumen Grades from www.rhpcs.org : Click "Lumen Login" Enter the following: *Location ID: 3*
Login: 1st letter of first name + first 5 letters of last Password: birth month + day + full year (no leading zeros)

Next, Click "My Tools" then "Information Summary" to see overall grades. Click grade % to see assignment grades.
(Only assignments with green dots are included in grade calculations; blank = "zero/F")

Parent Signature: ☐ Yes, I have reviewed my student's grades on Lumen this week and the Alert list above.
☐ Yes, I have completed the 3-ring binder check-list on the back with my student.

 Parent Signature

 Date

CHECK-LIST IS DUE ON THE FIRST DAY OF CLASS THE NEXT WEEK!

3-RING BINDER CHECK-LIST



















Parent-Checked by: _____ on _____
(Parent name) (date) (initials)

Show each section below to your parent as they check-off each section (don't just hand it to them...)

Each section below is in good condition (no loose papers or torn holes)

Self-Check

Parent-Check

1. Binder covers (front and back)		
2. All 3 rings snap together (no gaps, not bent)		
3. Homework Folder located in front ; current papers only		
4. Math: divider, tab, notes, and current graded papers		
5. Science: divider, tab, notes, and current graded papers		
6. Social Studies: divider, tab, notes, and current graded papers		
7. Literature: divider, tab, notes, and current graded papers		
8. Writing: divider, tab, notes, and current graded papers		
9. Vocab/Spelling: divider, tab, notes, and current graded papers		
10. Blank Notebook Paper: small amount (30 or less); refill as needed	